

Emotions

My name is _____

Draw the faces



I'm happy




I'm sad




I'm sleepy



I'm nervous



I'm angry



I'm hot

Emotions

My name is _____

Draw the faces



I'm happy



I'm sad




I'm sleepy



I'm nervous



I'm angry



I'm hot

FEELINGS

Draw a line from each picture to the matching word.



proud



happy



So-So



angry



mad



Sad



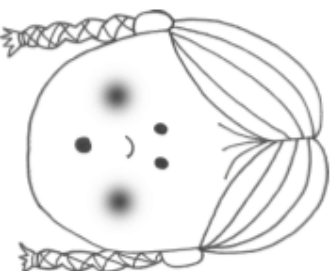
Surprised



Scared

Facial Expressions:













Can you figure out what these children are thinking by looking at their facial expressions?



Feelings 1

My name is _____

How are you?

	<p>I'm great!</p> 	
	<p>I'm fine.</p> 	
	<p>I'm O.K.</p> 	
	<p>I'm not so good.</p> 	

FEELINGS and EMOTIONS




*

• confused




*

• sad



*

• hungry



*

• happy



*

• worried



*





• sleepy



*

• surprised

Emotions in Emoticons



Silly
Annoyed
Happy


Angry
Puzzled
Sincere

Upset
Sleepy
Amazed


Nombre: _____

Los estados de ánimo

Relaciona cada cara con su estado de ánimo. Colorea los dibujos.



happy



sad



angry






scared



surprised


Feelings & emotions



angry
 cold bored
 exhausted




frustrated
 happy hot
 hungry in love



sad scared
 surprised



shy tired




Name: _____

10

Read and match.



angry



bored



cold



happy



hot



sad



scared



sleepy

surprised



tired




Feelings Trace and Match

Trace and read the words then draw a line to the person with that emotion.


sad



scared



happy




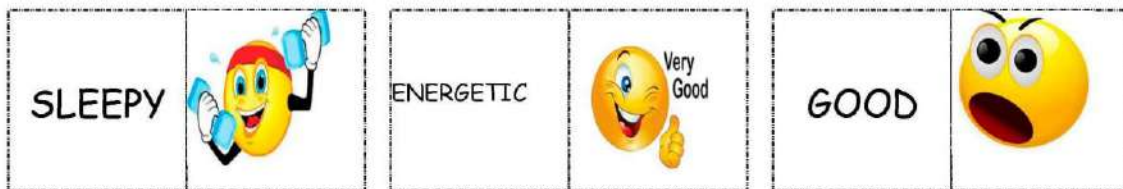


surprised



mad







Feelings Domino

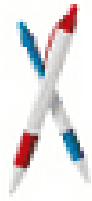


Feelings 1

My name is _____

How are you?





Bolígrafos - Pens



Ceras - Crayons




Cuadernos - Notebook



Lápiz - Pencil



Goma de borrar
Rubber



Estuche - Pencil case



Libros - Books



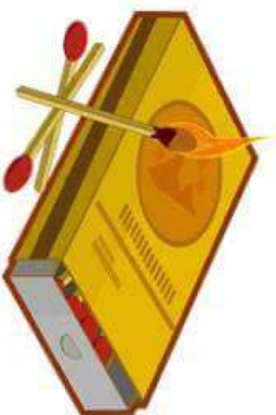
Mochila - School bag



Papelera - Bin



lighter (encendedor)



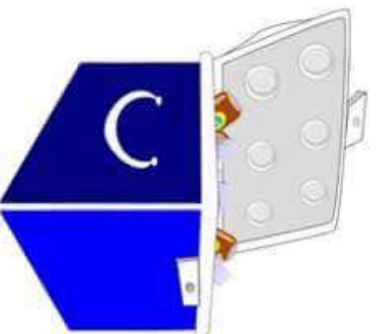
matches (fósforos)




canteen (cantimplora)



thermos (termo)




cooler (hielera)



barbecue (parrilla, barbacoa)






a pencil



a pen



a rubber



paper




a notebook



a folder



scissors



books



a bin



a clock



a board



a pencil sharpener



a desk



a chair



a ruler



a pencil case



crayons



glue




a table



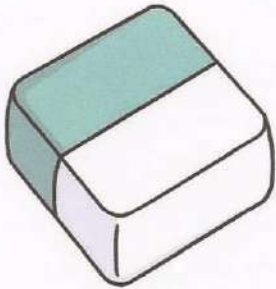
an eraser




SCISSORS



BOOK



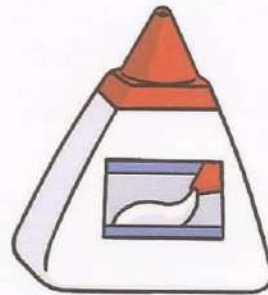
RUBBER



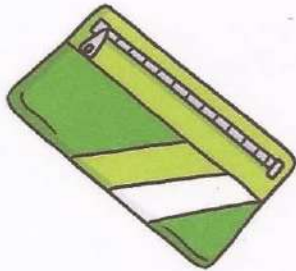
CRAYONS




BAG



GLUE



PENCIL CASE



PENCIL

washcloth



toothpaste



sponge



comb



bathe



soap



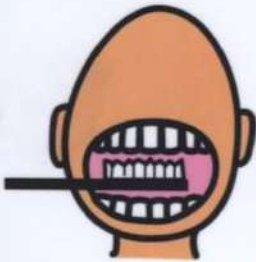
shower



tissue



brush teeth



dry hands



comb



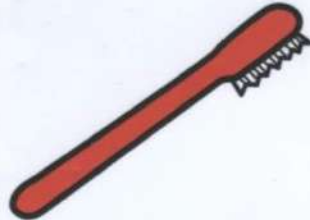
spray



shampoo



toothbrush



brush



brush hair



wash hands



towel



What are these objects? Write their names below the pictures.



backpack

rope

flashlight

binoculars



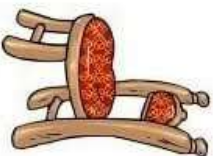
compass

What objects and places are there in a house?


Yes, there is / No, there isn't



kitchen



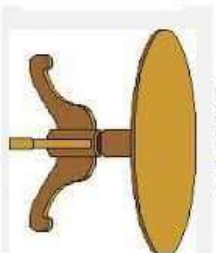
chair



bus




towel



table



bed



TV



park



office



sofa



semaphore



washing machine

School Objects (I)

(OBJETOS ESCOLARES)



Book
(libro)



School bag
(mochila)



Binder
(carpeta)



Pen
(lapicera)



Pencil case
(carhuchera)



Pencil
(lápiz)



Notebook
(cuaderno)



Ruler
(regla)



Eraser
(goma)



Sharpener
(sacapuntas)

OBJETOS DE SALÓN INGLÉS & ESPAÑOL



BOOK
LIBRO



NOTEBOOK
CUADERNO



CLIPBOARD
PORTAPAPELES



PENCIL
LÁPIZ



PEN
BOLÍGRAFO



SCISSORS
TICERAS



RULER
GOBERNANTE



PAPERCLIP
CLIP DE PAPEL



LABEL
ETIQUETA



CLOCK
RELOJ



MICROSCOPE
MICROSCOPIO




LENS
LENTE



TELESCOPE
TELESCOPIO



FOLDER
FOLDER



CALENDAR
CALENDARIO



DICTIONARY
DICCIONARIO

Look at Dany's family photography. Order the letters to complete the words about his family.



My mother's father is my

g _ a _ _ _ _ e r.

a n d f
h n t r

My mother and my father
are my p _ _ _ _ .

a r s
e n t

FINGER PUPPET



mother



father



brother



sister



mother



father




brother



sister

Family

Hello! My name is John and I am number 7. Look at my family tree and complete the sentences with the right word from the box below.




Use the following words:

- Father
- Mother
- Grandfather
- Sister
- Brother
- Uncle
- Grandmother

- Number 1 is my _____.
- Number 2 is my _____.
- Number 3 is my _____.
- Number 4 is my _____.
- Number 5 is my _____.
- Number 6 is my _____.
- Number 8 is my _____.



FATHER
PADRE



MOTHER
MADRE



SON
HIJO



DAUGHTER
HIJA



BROTHER
HERMANO



SISTER
HERMANA



AUNT
TÍA



UNCLE
TÍO



BOYFRIEND
NOVIO



GIRLFRIEND
NOVIA



WIFE
ESPOSA



HUSBAND
MARIDO



COUSIN
PRIMO



NIECE
SOBRINA



GRANDMOTHER
ABUELA



GRANDFATHER
ABUELO

Name :

Match



Grandma



Sister



Mum



Grandad

Brother



Dad





grandparents



father



mother.



children
(son/daughter)



brother



sister



uncle



aunt



cousins

FICHA 4 VALENCIANO

Nom: _____

Data: _____ Curs: _____



Aprén els oficis pintant



Astronauta (astronauta)



Soldat (soldado)



Policia (policía)



Mariner (marinero)



Bomber (bombero)



Metge (médico)
Metgessa (doctora)



Dentista (dentista)



Infermera (enfermera)
Infermer (enfermero)




Veterinari
(veterinario)

FICHA 2 INGLÉS



Nombre: _____
Fecha: _____ Curso: _____

Aprende pintando las profesiones en inglés



Farmer (agricultor)



Gardener (jardinero)



Taxi driver (taxista)



Cook (cocinero)



Confectioner (pastelero)



Baker (panadero)



Priest (cura, sacerdote)



Dairy (lechero)




Hairdresser (peluquera)

Nombre: _____

Fecha: _____ Curso: _____

Aprende pintando las profesiones en inglés



Teacher (profesor)




Postman (cartero)



Barber (barbero)



Butcher (carnicero)



Carpenter (carpintero)



Barman (camarero)



Mechanic (mecánico)



Plumber (fontanero)




Electrician (electricista)

Nombre: _____

Fecha: _____ Curso: _____

Aprende pintando las profesiones en inglés



Teacher (profesor)




Postman (cartero)



Barber (barbero)



Butcher (carnicero)



Carpenter (carpintero)



Barman (camarero)



Mechanic (mecánico)



Plumber (fontanero)



Electrician (electricista)

FICHA 3 INGLÉS



Nombre: _____

Fecha: _____ Curso: _____

Aprende pintando las profesiones en inglés



Designer (diseñador)



Painter (pintor)



Lorry driver (camionero)



Cleaner (limpiadora)



Glass cleaner
(limpia cristales)



Detective (detective)



road sweeper
(barrendero)



Dustman (basurero)



Builder (albañil)


FICHA 4 INGLÉS



Nombre: _____

Fecha: _____ Curso: _____

Aprende pintando las profesiones en inglés



Astronaut (astronauta)



Soldier (soldado)



Policeman (policía)



Sailor (marinero)



Firefighter (bombero)
Fireman-Firewoman



Doctor (médico)



Dentist (dentista)



Nurse (enfermera)



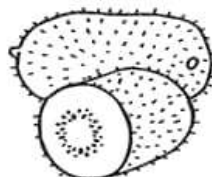




Veterinary surgeon
(veterinario)

FICHA 6

Nombre: _____

Fecha: _____

Escribe los nombres de los alimentos y colorea los dibujos .

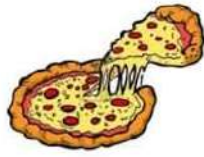




FOOD



Spaghetitis



Pizza



Hamburger



Soup



Bread



Meat



Fish



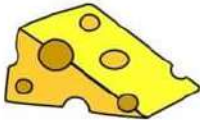
Cereals



Yogurt



Egg



Cheese



Milk



Juice




Water



Cake



Ice cream



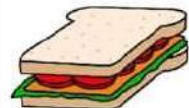
Chicken



Rice




Ham



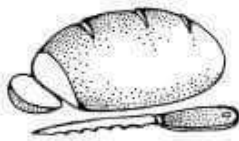
Sandwich

Name: _____ Date: _____


Match the item with its name.



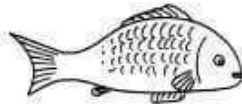
BREAD



FISH



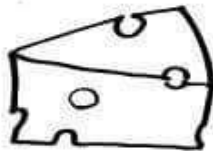
CHEESE



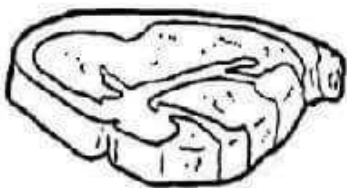
PIZZA



HAMBURGER



MILK



MEAT

Fill the groups with words. What can we find in these containers?



A bottle of...

Ketchup,
water,



A jar of...

Peanut butter,
cream
chocolate.



A can of...

Beans, coke

A box of...

Donuts, apples,



A bag of...

Sugar, flour.



A tub of...

Butter, ice cream.



A bar of...

Chocolate, candy,

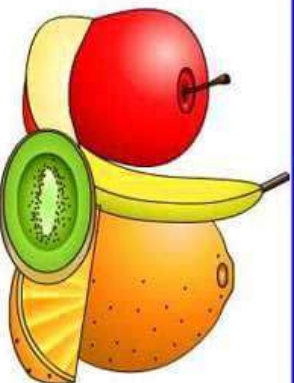


A cup of...

Coffee,
milk,

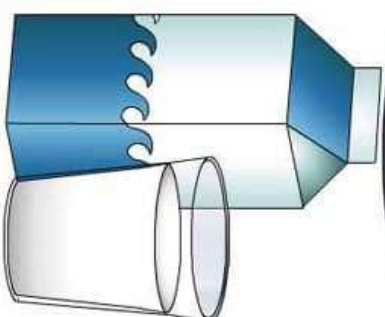
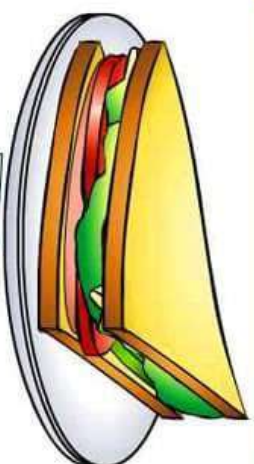


Breakfast

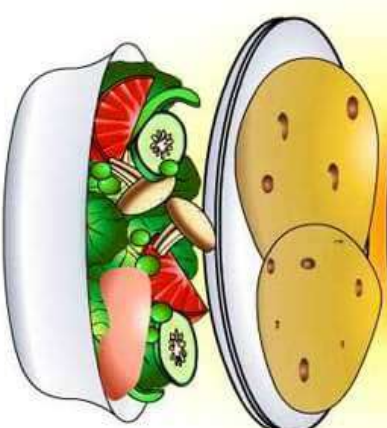
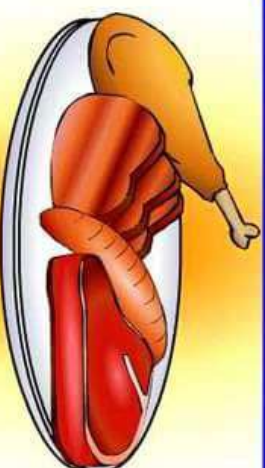


BUSY BEAVERS

Lunch



Dinner





Hamburger



Hot Dog



sandwich



Soft Drink



Pizza



Rice



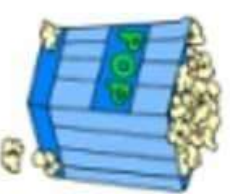
Pasta



Sugar



Honey



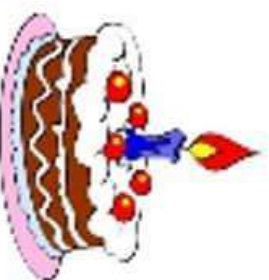
Popcorn



Fish



Meat



Cake



Salad



Gum



Ice Cream









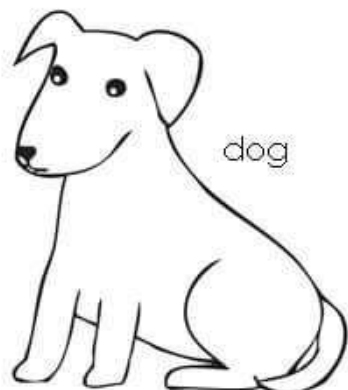



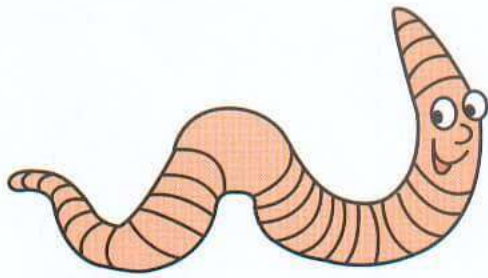
French Fries



Eggs

Let's color the **Animals** My name is _____







worm



butterfly









snail




frog



bee




Sea Animals



clams




crab



fish



seal




dolphin



shells



oyster




shrimp




sea urchin



octopus



killer whale



pelican



cormorant



seahorse




otter



sea anemone



lobster



shark



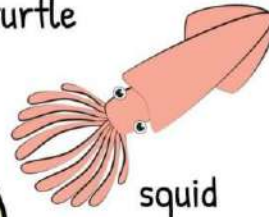
sea turtle



walrus



starfish




squid




penguin



seagull



whale



jellyfish



sea lion



coral



CAT = GATO



DOG = PERRO



BIRD = AVE



DOLPHIN = DELFÍN



MONKEY = MONO



ELEPHANT = ELEFANTE



PIG = CERDO



PENGUIN = PINGÜINO



RABBIT = CONEJO




WHALE = BALLENA




SHARK = TIBURÓN




FISH = PESCADO




HORSE




GOAT




DUCK




DONKEY




TURKEY



RABBIT



TORTOISE



MOUSE

TIGER




BEAR



DEER




WOLF




ZEBRA



SEAL




SNAKE




KANGAROO






Rabbit




Duck



Dog



Donkey



Monkey



Goat



Sheep



Snake




Bird



What's the magic word?





Good
morning



Thank
you



Excuse
me






Sorry



Please












You're
welcome






Color the Shapes!!!

My name is _____




Color the stars



Name: _____ Date: _____

Color the ghosts!




Number one is green
Number two is orange
Number three is red
Number four is yellow
Number five is blue
Number six is black

Number seven is white
Number eight is purple
Number nine is grey




Name: _____ Date: _____


Read and color



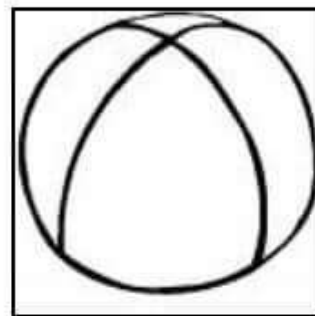
It's a bird.
It's blue and green.




It's a flower.
It's purple and yellow.




It's a cat.
It's black and grey.



It's a ball.
It's red and brown.



It's a toy.
It's pink and orange.





It's a dog.
It's black and white.



Activity: Colors

Name: _____ Date: _____

Color the picture with the right colors



1 YELLOW

2 BLUE

3 PINK

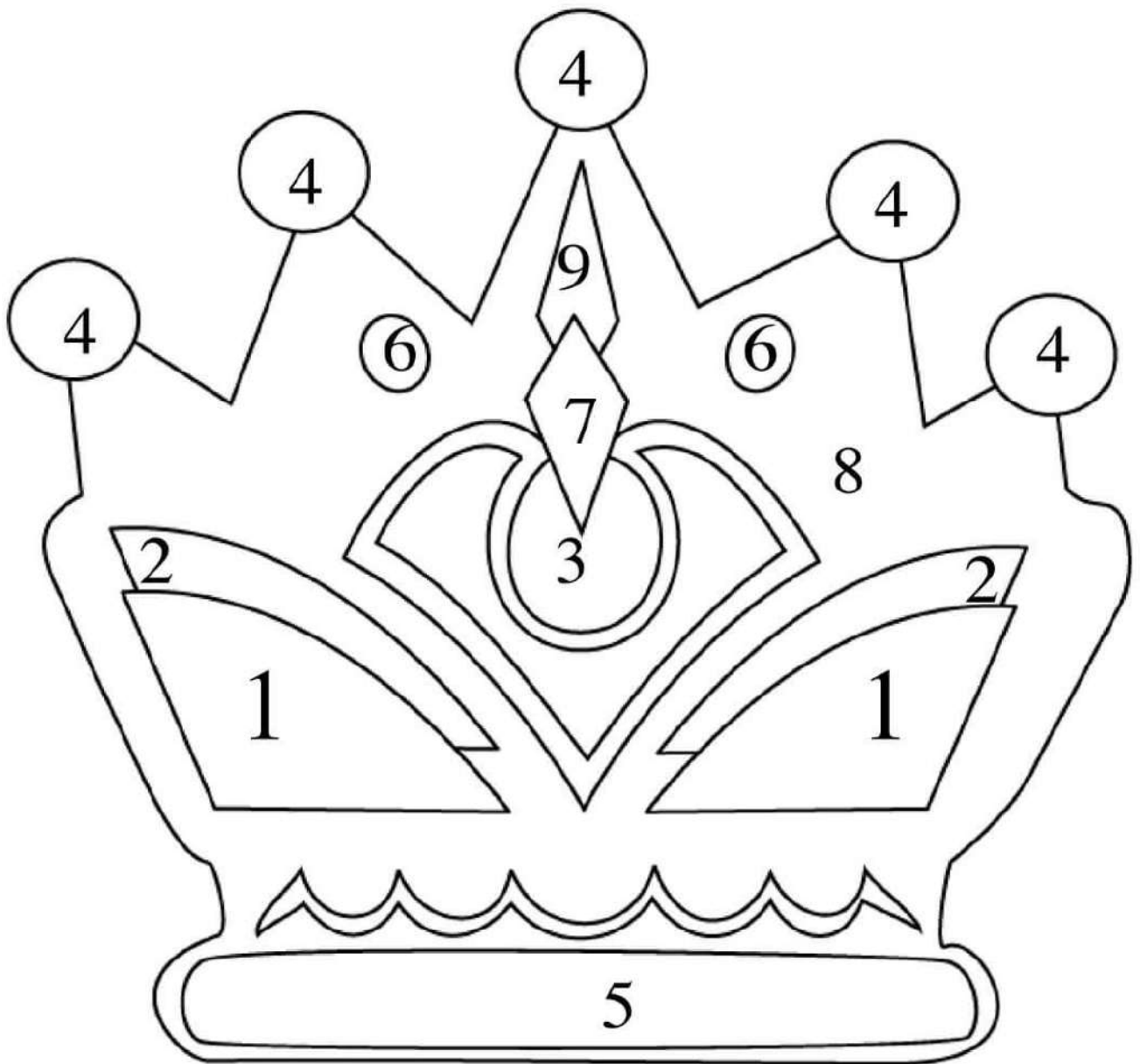
4 GREEN

5 RED

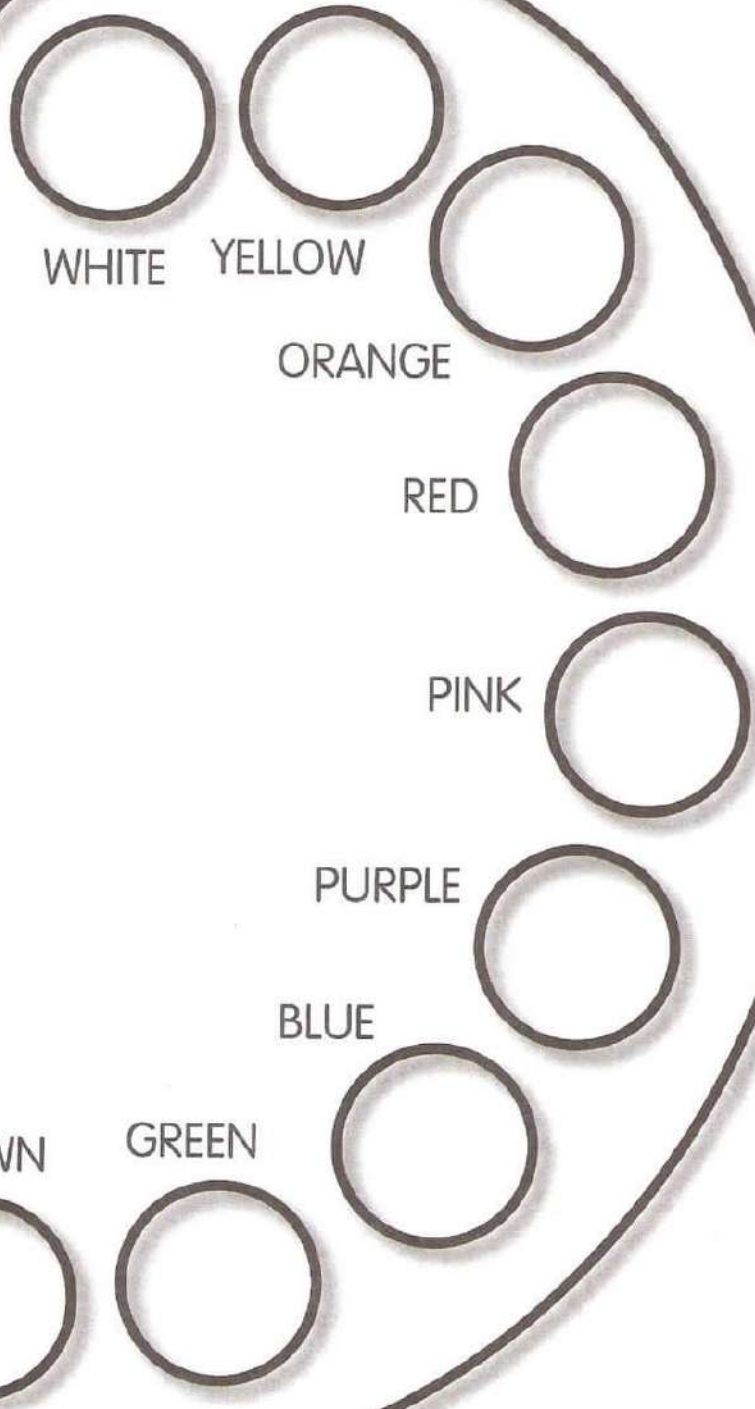
6 ORANGE

7 PURPLE

8 BROWN



- | | | |
|----------|-----------|-----------|
| 1= red | 4= green | 7= yellow |
| 2= black | 5= purple | 8= pink |
| 3= blue | 6= brown | 9= orange |



WHITE

YELLOW

ORANGE

RED

PINK


PURPLE

BLUE

BLACK

BROWN

GREEN

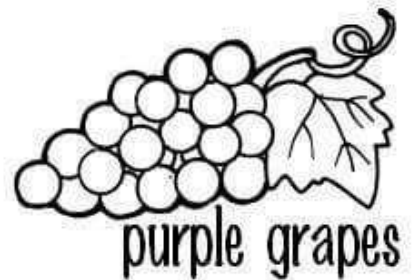


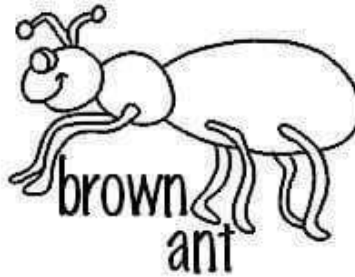








Activity: Learning the colors

Name: _____ Date: _____

Color each figure to the corresponding color





red



blue



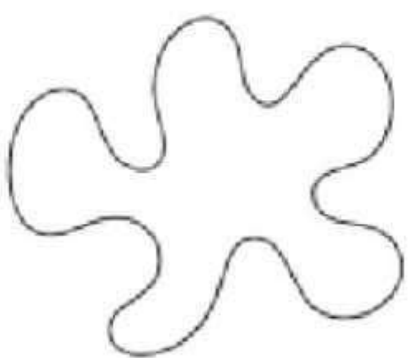
green




yellow



black



white



brown





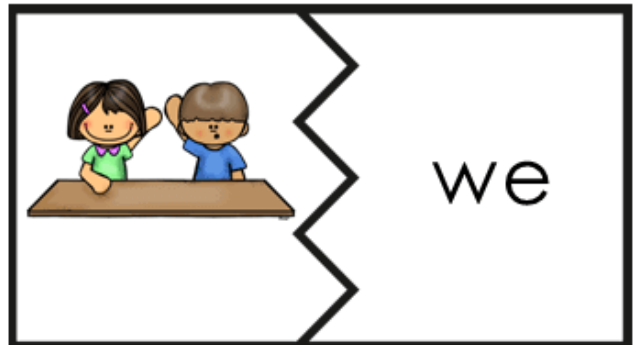

pink



purple



orange



Complete the sentences about sports.

Hello! I'm Mike. I play...



tennis
basketball
football
volleyball

Hello! I'm Beth. I play...



volleyball
tennis
football
golf

PERSONAL PRONOUNS WORKSHEET

1) CHOOSE THE CORRECT PERSONAL PRONOUNS :(he, she, it, they)



A farmer



A book



Gloves



A dog



A girl



Players



A family



Kids



A boy



A boy



A rose



A ball

2) CHANGE THESE SENTENCES:

Example: My father is tall.

He is tall.



This ball is small.

..... is small.



This rose is red.

..... is red.



My father is a farmer.

..... is a farmer.



My mother is thirty.

..... is thirty





Asta is my dog.

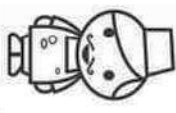



..... is my dog.










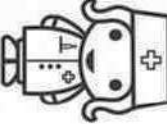
Subject pronouns: I / you / he / she / they

I		You		He	
---	---	-----	---	----	---

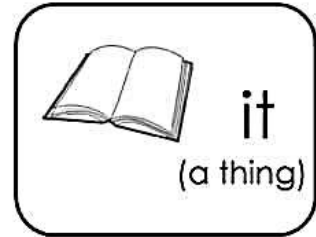
She		They	
-----	--	------	--

Write: He or she

1.  _____
2.  _____
3.  _____
4.  _____

5.  _____
6.  _____
7.  _____
8.  _____
9.  _____
10.  _____
11.  _____
12.  _____
13.  _____
14.  _____

Name: _____



_____ is going to school.



_____ is a globe.



_____ has a cat.



_____ is playing ball.



_____ likes frogs.



_____ is a flower.



_____ is my bike.



_____ is running.



_____ is skating.


PERSONAL PRONOUNS



I



YOU




HE



SHE



IT



YOU



WE




THEY


Personal Pronouns




I




you



He




she



we

it



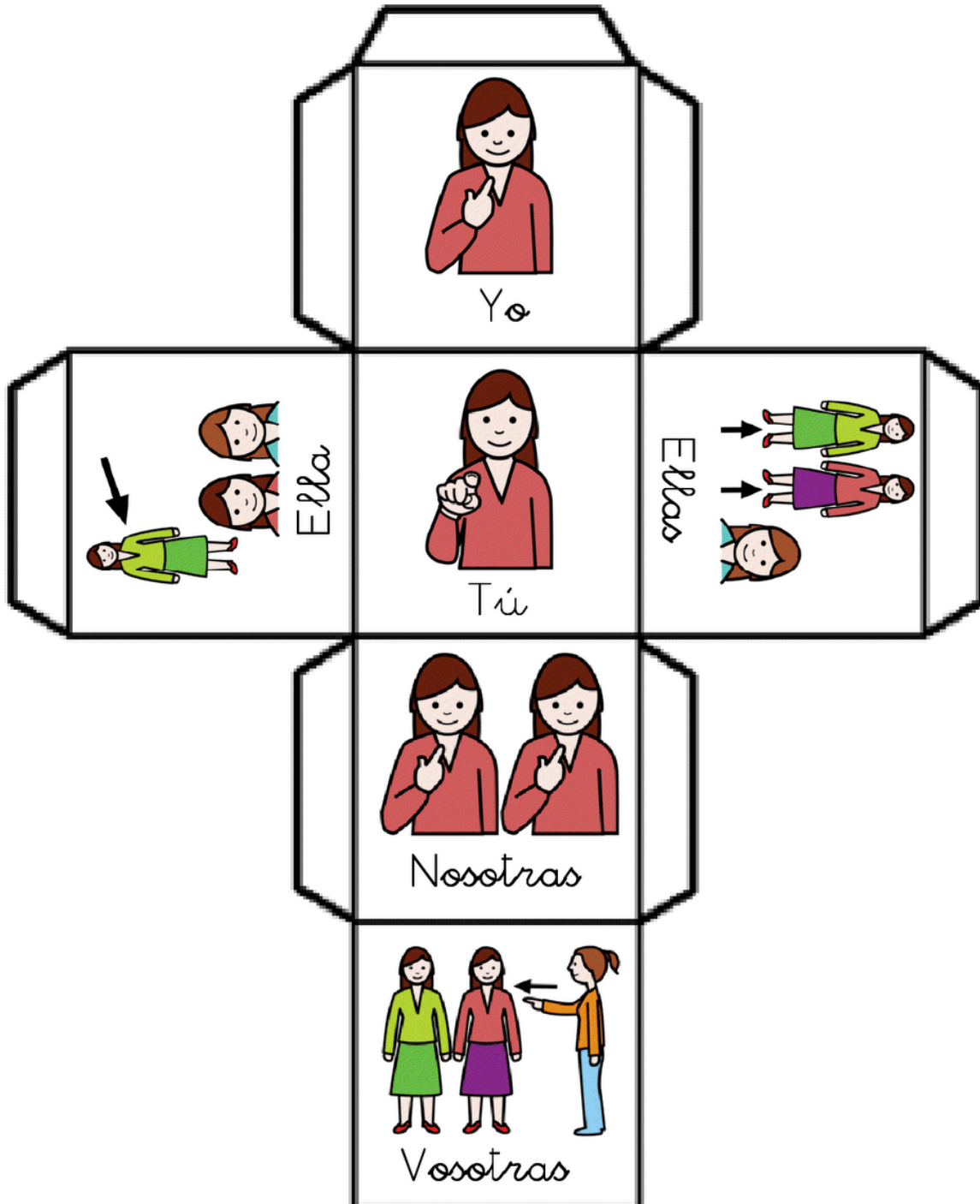
you



they



El dado de los Pronombres Personales



Nombre:

Completa las frases con el verbo "to be".

am

are

is

Hello! I am Lorena.

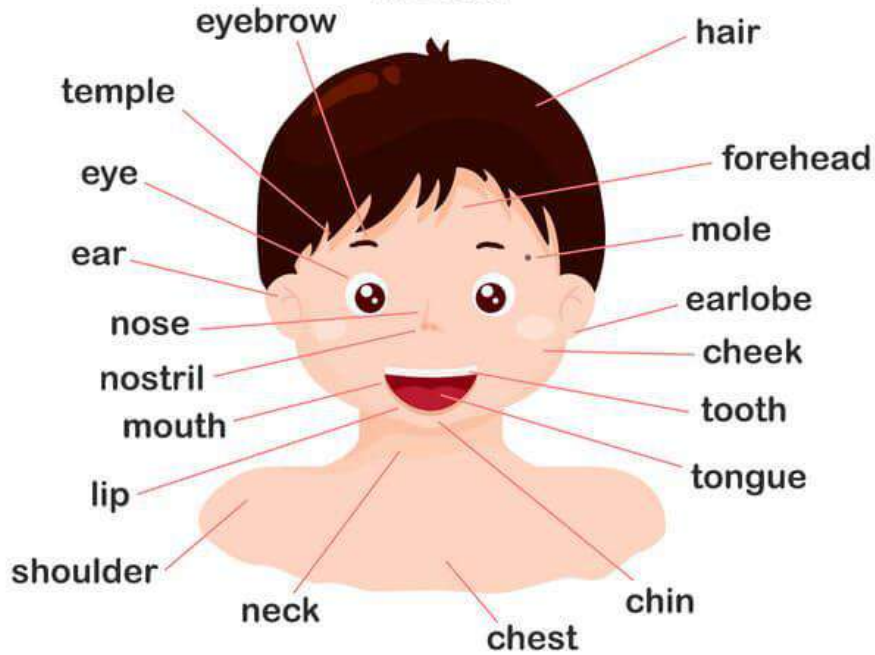
I _____ 6 years old.

Hi! I _____ Pablo.



Parts of body

head

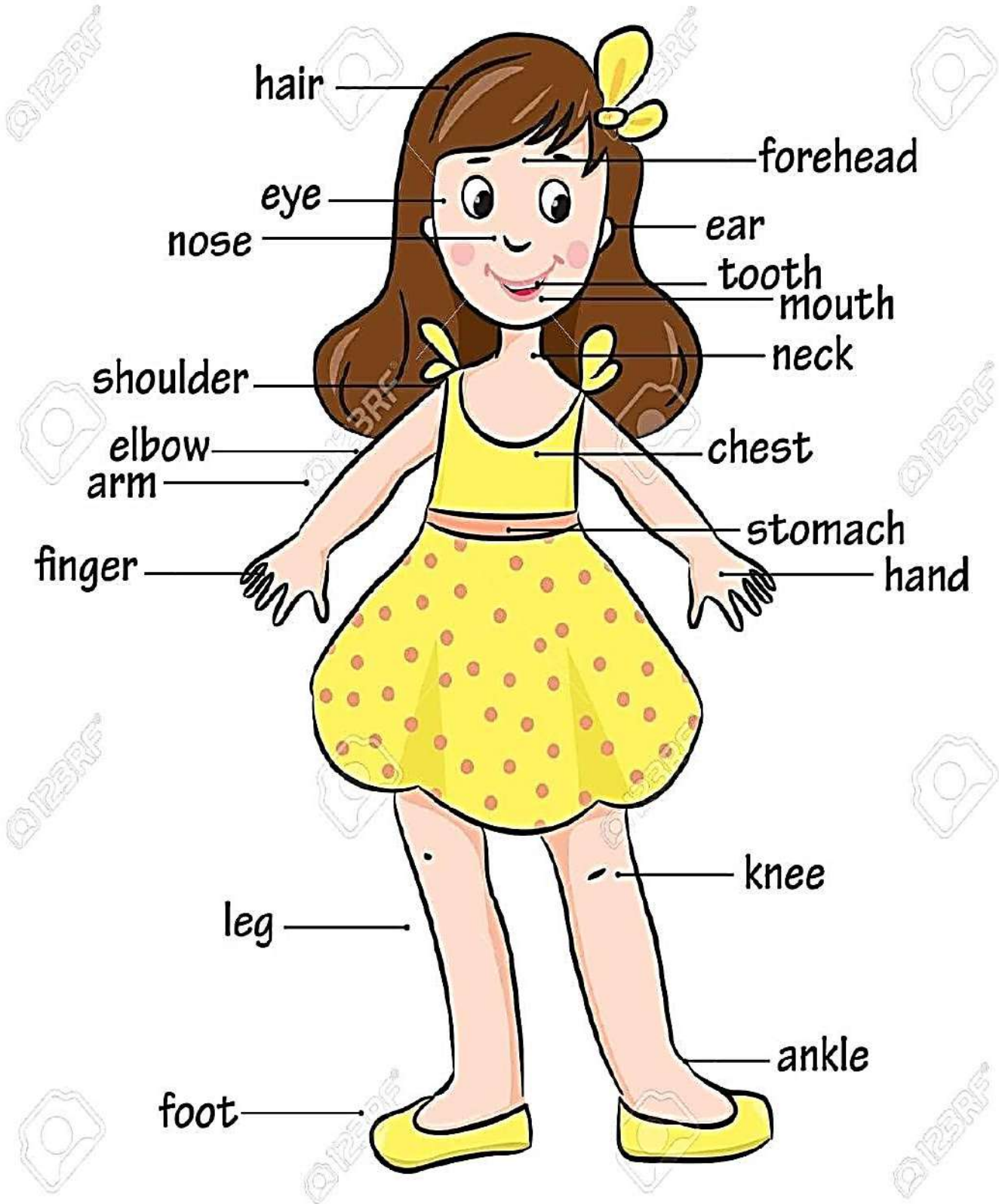


hand



leg





hair

forehead

eye

ear

nose

tooth

mouth

shoulder

neck

elbow

chest

arm

stomach

finger

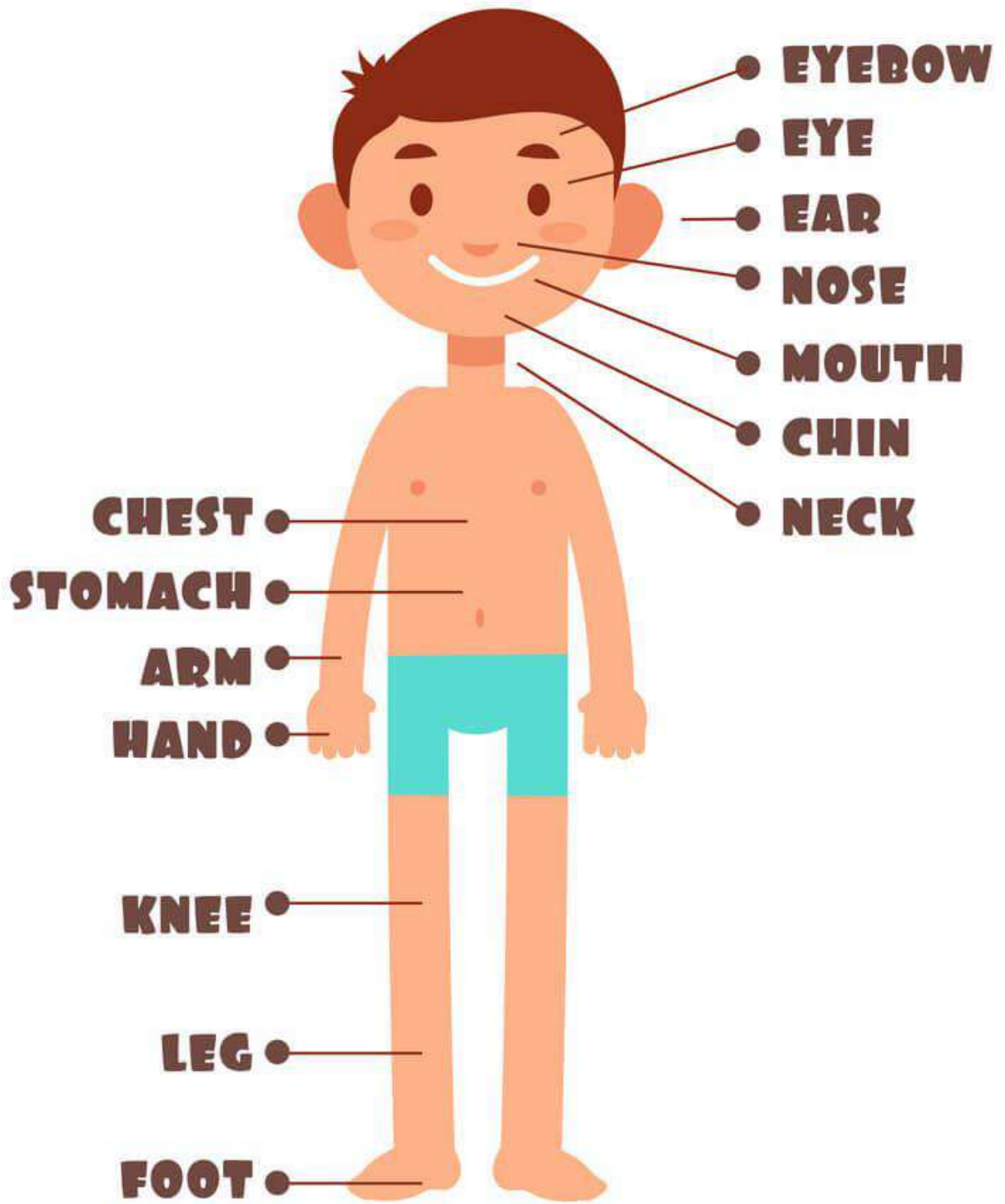
hand

leg

knee

foot

ankle



● **EYEBROW**

● **EYE**

● **EAR**

● **NOSE**

● **MOUTH**

● **CHIN**

● **NECK**

CHEST ●

STOMACH ●

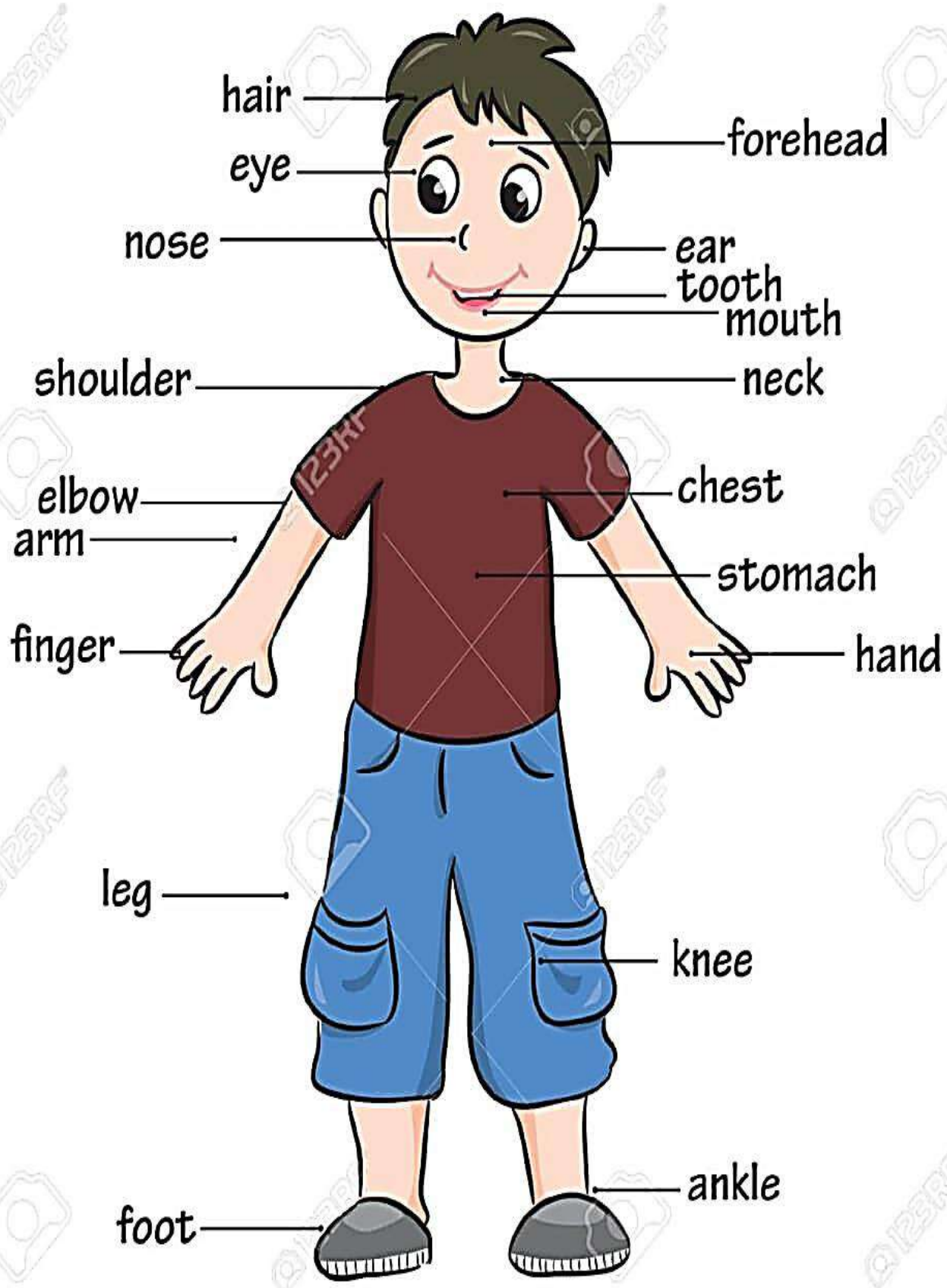
ARM ●

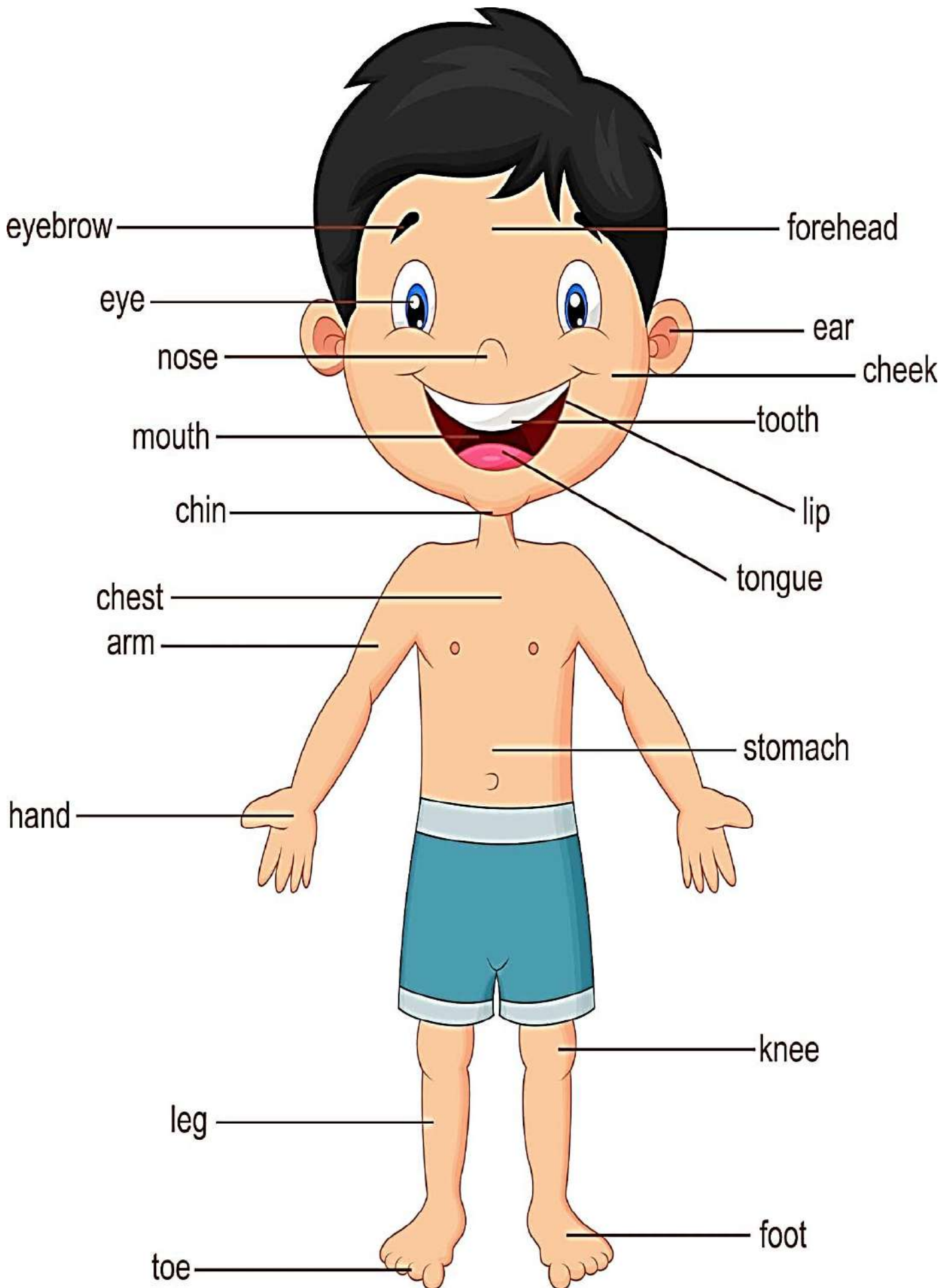
HAND ●

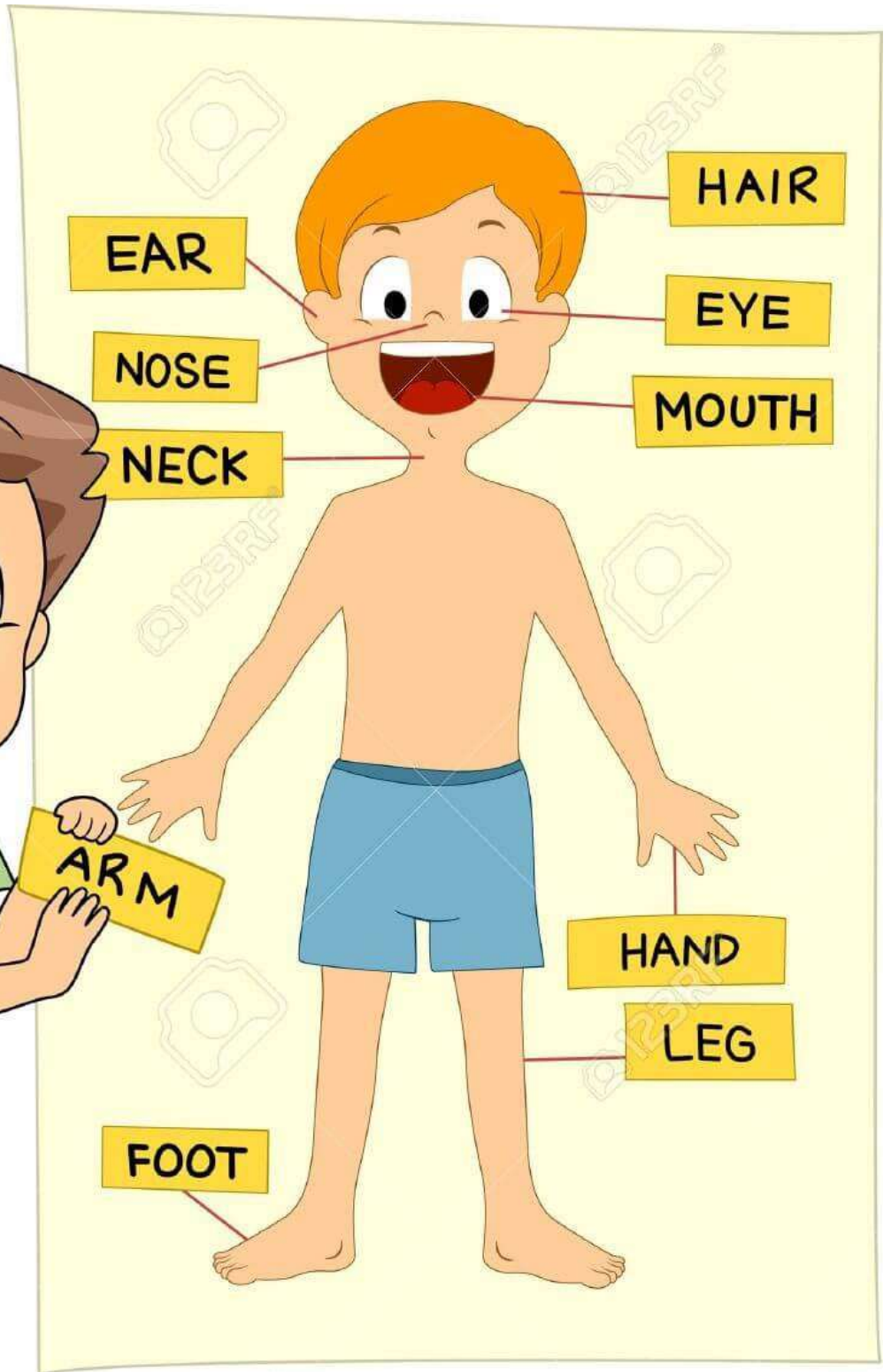

KNEE ●

LEG ●

FOOT ●







FOOT

ARM

EAR

NOSE

NECK

HAIR

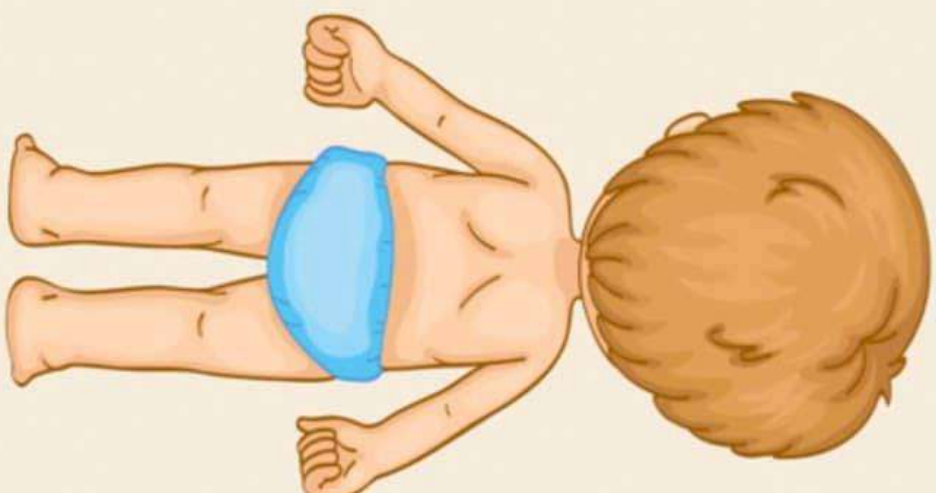
EYE

MOUTH

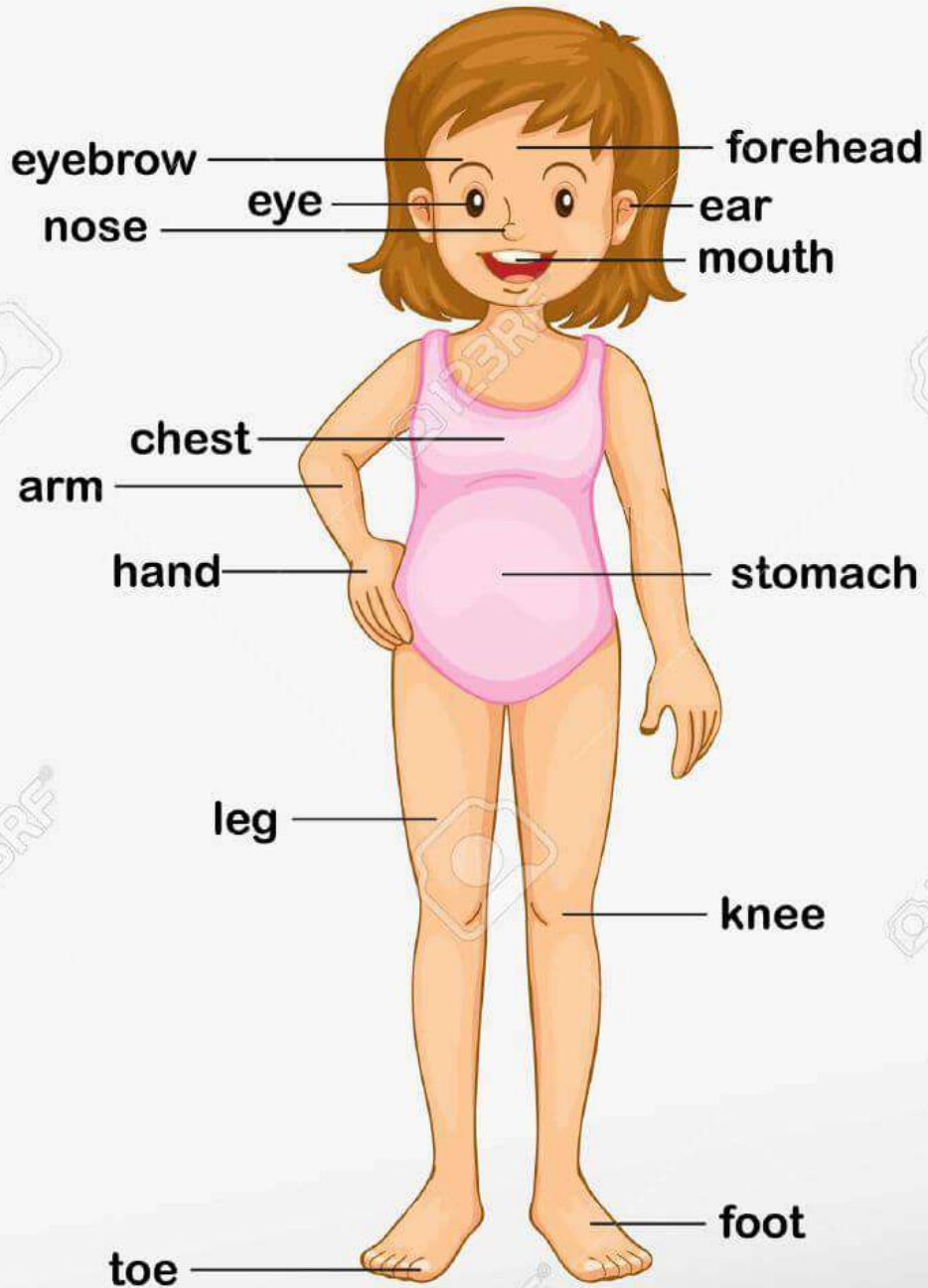
HAND

LEG

MY BODY



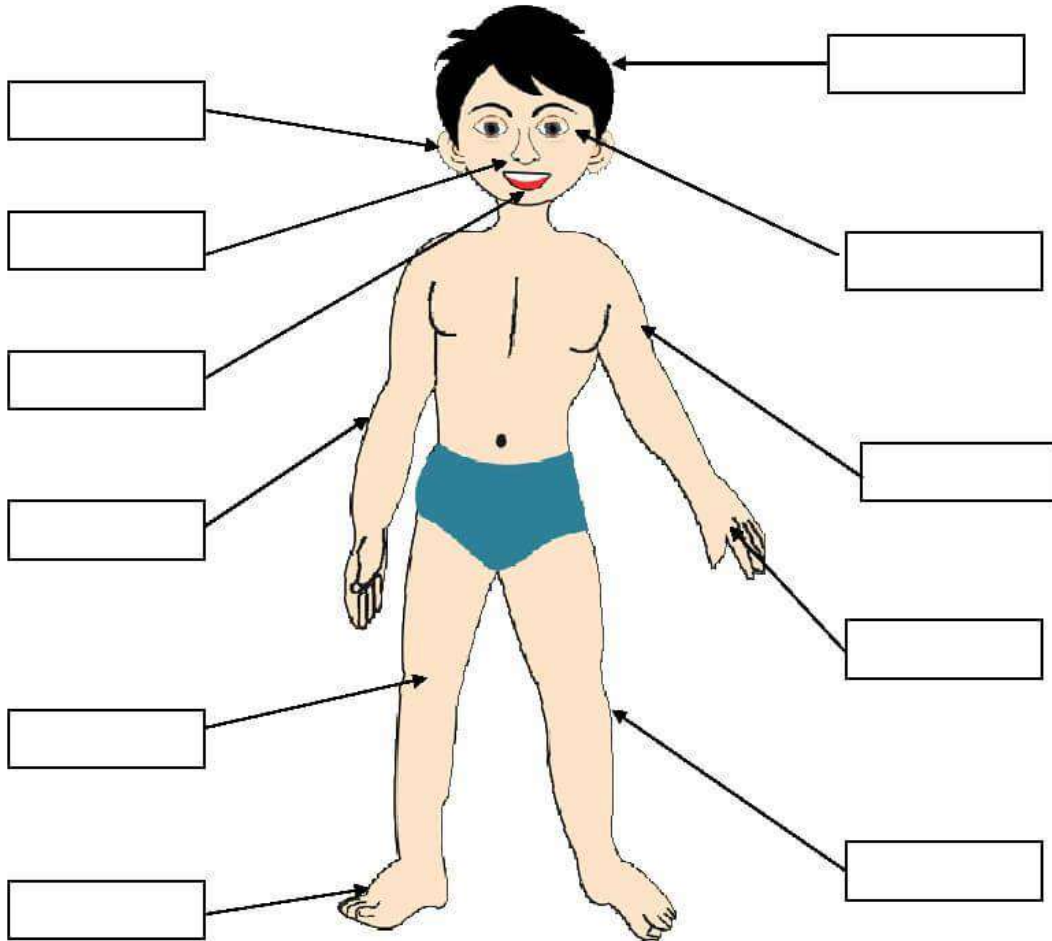
BODY PARTS



Name: _____

My Body Worksheet

Look at the bellow picture and use the word bank of at bottom of the page to help label the different part of the body.



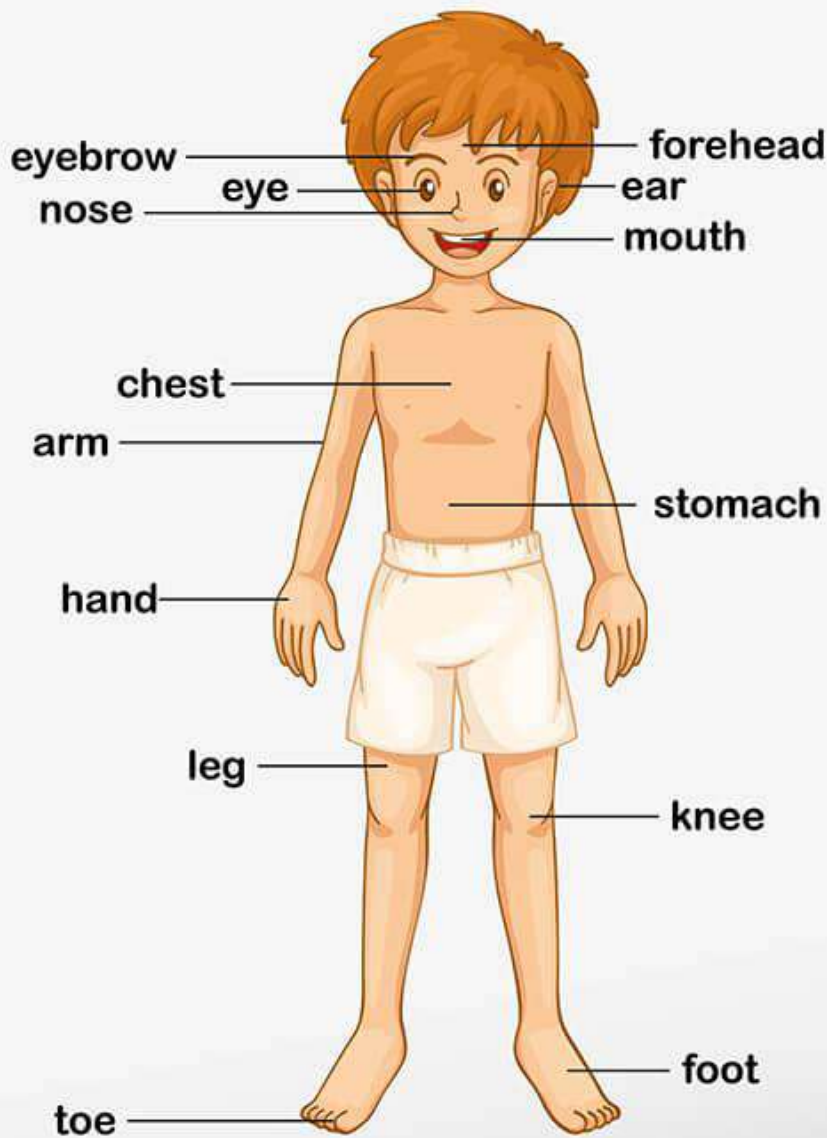
Hair	Eye	Leg	Arm	Nose
Mouth	Hand	Ear	Knee	Elbow
		Foot		

TEACHING

ABOUT











BODY PARTS

TO KIDS



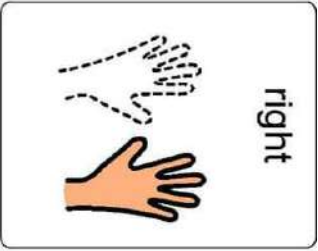
Name: _____

Body work sheets-with names

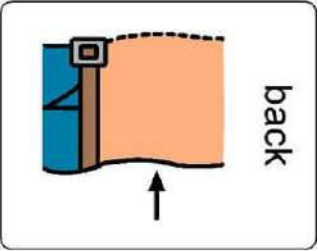
 <p>Head</p>	 <p>Eye</p>
 <p>Nose</p>	 <p>Ear</p>
 <p>Mouth</p>	 <p>Tongue</p>
 <p>Teeth</p>	 <p>Hand</p>
 <p>Foot</p>	 <p>Leg</p>



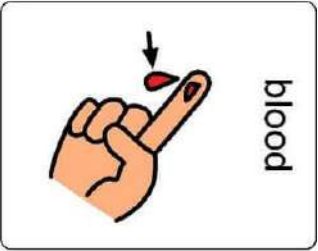
left



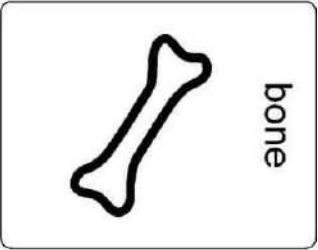
right



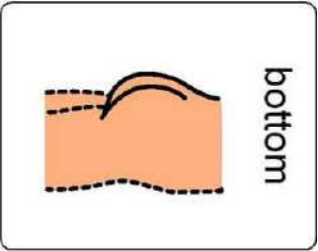
back



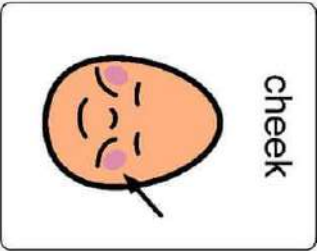
blood



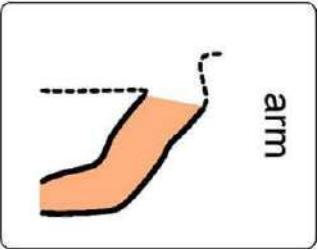
bone



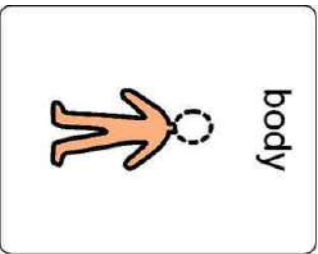
bottom



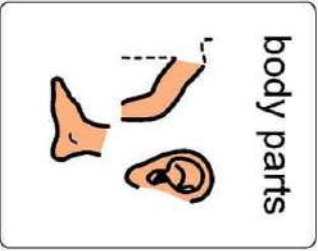
cheek



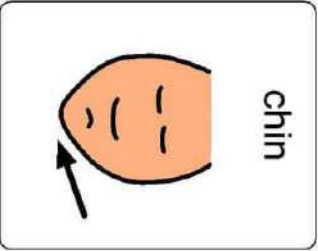
arm



body



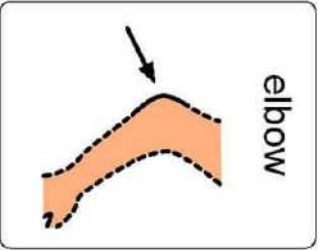
body parts



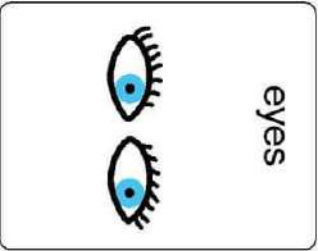
chin



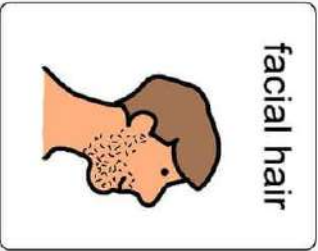
ear



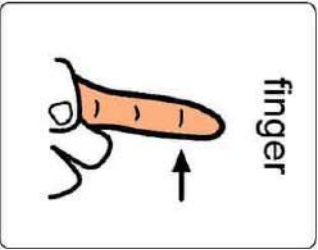
elbow



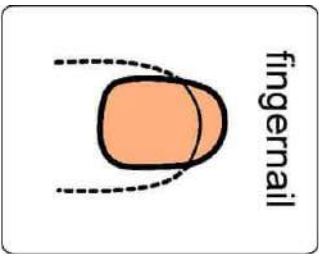
eyes



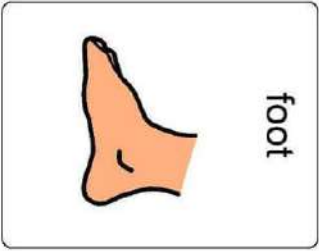
facial hair




finger



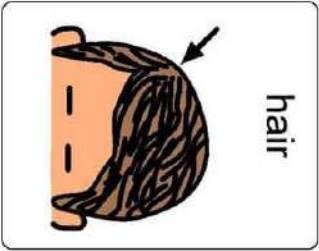
fingernail



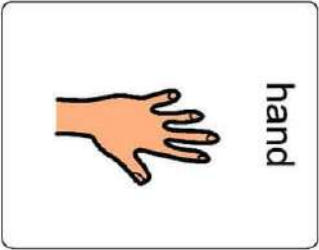
foot



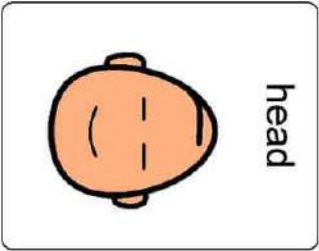
forehead



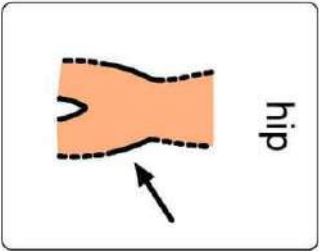
hair



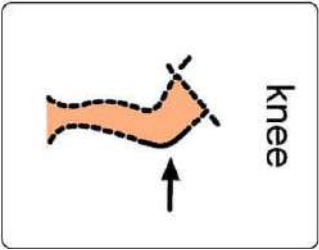
hand



head




hip



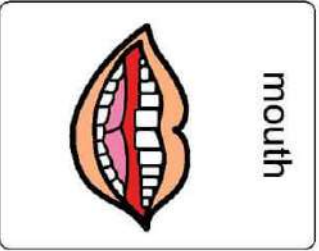
knee



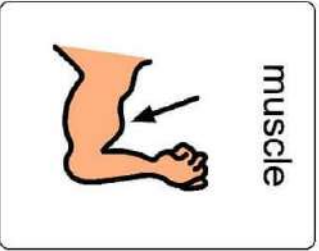
leg



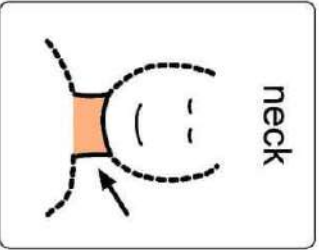
missing tooth



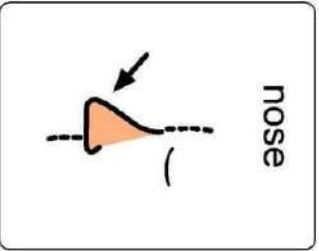
mouth



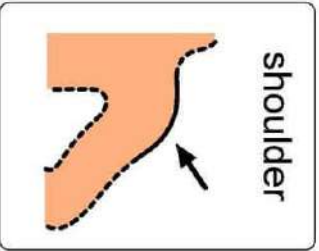
muscle



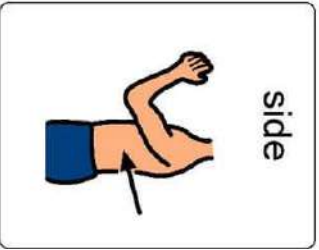
neck



nose



shoulder



side